



The President's Corner

by Gayle Yarnell, President - LMAC



As the flying season gets shorter and cold weather makes its way to Kentucky, I am reminded of the good times had by our flying members this past summer. I can't think of anything more enjoyable than a day at the air field chatting with fellow modelers and friends. As we get into November and the days get shorter, it is a perfect time to give our models a visual inspection and make any needed repairs. For those that want to continue to fly through the winter months, there is weekly flying at the Winchester YMCA Gym every Thursday from 10am till 12pm. For more information on the indoor flying contact Bob Strosnider or Dan Thompson.



I would like to remind everyone of the upcoming Swap Meet on November 12th at the Bingo Hall in the Eastland Shopping Center, hope to see everyone there. Last year's Swap Meet was a great success and we are expecting a big crowd this year. Joe Woods does a great job of putting on this event so come on out and check out the bargains.

Our next Club meeting is scheduled for November 10th at the Public Library, Northside Branch, 1733 Russell Cave Rd, Lexington, KY. We will have several important issues to vote on, one of which is the election of Officers for 2017. You are invited to come out and have some fun and support the Club. And If you have an idea you would like to present to the Club please feel free to do so, we are always looking for ways to improve the Club. As usual we will have our monthly Big Blue Hobbies plane of the month contest at the end of the meeting.

Until then be safe.

Gayle Yarnell

President - Lexington Model Airplane Club

859-707-1697 yarnellg@roadrunner.com

Minutes of October 13th, 2016 Club Meeting

by Mickey Breunig, Secretary

The club meeting was held on October 13th, 2016 at the Morning Pointe Senior Center, Lexington, KY. Lexington, KY.

Dan Thompson brought the meeting to order at 7:04.

The motion to approve the minutes from the September meeting was made by Dan Thompson, The motion was 2nd by Curtis Adams and approved by vote.

The Treasurers report was read by Carroll Ware. We have 125 members with 3 new members in the month of September. A motion was made by Dan Thompson to approve the report. The motion was 2nd by Bob Cooper and approved by vote.

Safety Report - Due to a four stroke motor starting backwards and causing a very bad cut on the hand, there was a discussion on the safest way to start airplane motors. The discussion included if we need to make any new rules for starting motors. There was also a conversation on the safest take off procedure and if any new rules need to be made in order to increase safety.

Old Business

Butch Krebs thanked everyone for the going away party.

Candidates for 2017 officers were made.

Curtis Adams gave a recap of The Fall Classic.

A revote was had on the runway repair to be done by Salvador.

Motion to adjourn at 7:52PM

The next meeting will be at 7:00 pm, Thursday, November 10th, 2016 at Northside Branch of the Lexington Public Library, 1733 Russell Cave Rd, Lexington, KY.



Treasurer's Report

by Carroll Ware, Treasurer



Educational Savings Account Report \$621.53

Funds provided by the Lex. City Council for use in Fayette County School programs.

Income and Expense Report

Date	Num	Transaction	Payment	C	Deposit	Balance
10/10/2016	2437	Curtis Adams cat: Fall Classic Supplies/f memo: Fall Classic	129.04			16,852.51
10/12/2016	DEP	Deposit cat: Membership Dues Anc			160.00	17,012.51
10/12/2016	EFT	K.U. cat: Utilities:Gas & Electric	70.64			16,941.87
10/17/2016	EFT	Embroid Me cat: Shirts & Hats/fall class	90.00			16,851.87
10/18/2016	2438	B.T.A. Lawn Care cat: Cutting Grass memo: Aug & Sept Mowing	1,155.00			15,696.87
10/19/2016	2439	Salvador Mejia cat: Runway Repair/Runw	1,800.00			13,896.87
10/31/2016	EFT	A.M.A. cat: AMA/Dues	25.00			13,871.87

Note: Nov. Club Meeting Location Change



**The November club meeting location change to
Northside Branch of the Lexington Library,
1733 Russell Cave Rd, Lexington, KY.**

The meeting time will 7:00 PM. This location change was due to schedule conflict with the Morning Pointe conference room. At this time, we plan to return to Morning Pointe for the December meeting.





Model of the Month


Dan Thompson won the Coyote Hobbies *Model of the Month* award with his vintage 1956 Esquire. This model has a 50 inch wing span and is glow powered with a .15 Magnum engine. The radio control system uses vintage Pulse Proportional servos driven by a modified transmitter using the modern microcontroller circuitry designed by Dan, our electronics expert, to work with a modified ACE digital receiver.

Congratulations to Dan with his winning entry for the Coyote Hobbies gift card !!




Blast from the Past

by David Price



This series of articles will present advertisements from vintage modeling magazines. The intent is to illustrate technological advances that have taken place in our hobby. For some, it will bring back memories, for newcomers it will present a piece of history of radio control model aviation.


Here is an advertisement for Brown Jr. Motors from the February 1938 issue of Model Airplane News. Mr. Bill Brown, IV is acknowledged to have produced the first practical production gas engine for flying model aircraft (www.craftsmanshipmuseum.com). The cylinder behind the engine is the fuel tank and the cylinder with the wire is the spark plug condenser. Based on inflation, the \$17.00 model would cost \$291.00 today.



**Leading Pilots and Designers
recommend**

BROWN JR. MOTORS


C-Model \$17.00
B-Model \$21.50



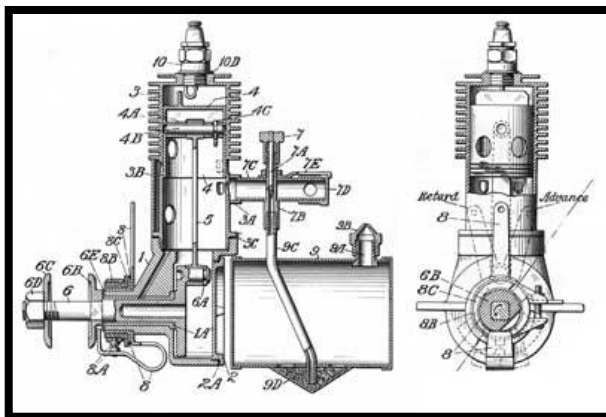
New C-Model. Price \$17.00
1/5 H.P. Weight, bare, 6 1/2 oz.
Height 4 3/4 inches. Length 5 1/4 inches.
R.P.M. range 1,200 to 10,000

Power your model with a Brown Jr.—the motor that leading pilots and designers recommend for its performance and reliability. "B" and "C" Models fully guaranteed. Ask your dealer to show you the special gas tank that prevents stalling on steep climbs. And see the many other features that make this motor the leader in the field.

Sold by leading dealers.



JUNIOR MOTORS CORPORATION
2545 NORTH BROAD PHILADELPHIA



Receiver Modification for Pulse Proportional RC

by Dan Thompson, ThompsonTronics

Preface

Back in the 1960's radio control was still in its infancy. A lot of pilots used 1, and 2 channel pulse proportional transmitters. These transmitters were made by such manufacturers as Controlaire, Minx, Airtrol and ACE. Of course there were many others as this list is not inclusive.

Many different brands of receivers were used operating in super regenerative and superheterodyne modes. Most of these were on the 27 MHz citizens band.

Many of the pilots that grew up in the 60's with this type of equipment would like to revert to that day but with the reliability of today's transmission methods.

The purpose of this conversion is to give new life to the old format transmitters with today's reliability.

Credit

Credit for this conversion goes to Jean-Marie Piednoir (JMP). JMP determined that a more modern digital RC receiver could be used for the old 1950's pulse systems transmitters. An 800 to 1200 tone signal has similar characteristics to the standard digital PPM signal that we have used since 1962. JMP passed the modification along to me for the HPI receiver. I then used his idea to modify the ACE PRO810 and RCD receivers.

Overview

As you know the normal 1950's pulse signal is an RF carrier that is modulated by an audio tone. The tone is turned on and off to signal a change in the control position. For example the signal is changed in both symmetry and rate. The rate may be a variable 10 Hz rate and the symmetry can be changed from 30/70 to 70/30 with 50/50 being neutral.

At a 10 Hz rate and a 50/50 symmetry there will be 80 PPM like signals with an 800 Hz tone. The receiver sees these PPM like signals and thinks it is seeing an 80 channel transmission.


In the receiver decoder, it has a circuit that tells the decoder when to expect channel one to start. As long as the sync circuit sees pulses it thinks channels are still coming in and remains off. When the pulses stop the sync circuit switches on to tell the decoder that the very next pulse that comes is channel one. It is this sync circuit that develops a copy of the square wave signal that is used in the transmitter for control. For this application, the normal channel connectors of the receiver are ignored and the sync signal is tapped and sent to the pulse decode circuits.

(continued on next page)

(continued from previous page)

This document describes how to modify the receiver for the sync signal. For this article only one receiver modification will be discussed and that is the HPI RF-2. Picture 1 shows the front of the receiver. Picture 2 shows the jumper that was soldered in place to get the sync signal out through the battery connector. This simplifies the connection to the receiver because the battery voltage for the receiver and the sync signal to the decoder use the same three wires.

For other receivers that have been modified, see my web site at <https://sites.google.com/site/stoneagerc/pulsrx>



Fall Classic Giant Scale Fly-in Photos



The 2016 KY Fall Classic Fly-in was another successful event, thanks to Curtis Adams, Mickey Breunig and their special event team.

Take a look at these professional quality photos taken by Bijan Salehi, LMAC member. Many thanks to Bijan for sharing his beautiful with us.

Click on this link to see these wonderful Fall Classic photos.....

<https://www.flickr.com/photos/96675618@N02/sets/72157670997512303>



LMAC Swap Meet - Saturday, Nov 12th



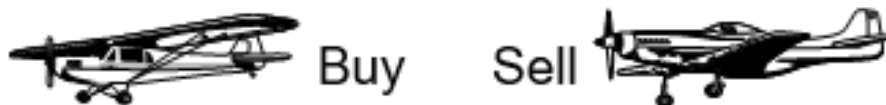
Our 2016 Swap Meet is coming up on November 12. The place and format of the Swap Meet will be the same as the last few years. I expect that we will have another good turn-out of sellers. Last year, we had a record number of tables sold. I hope that whatever the cause of the good response prevails again this year and we will have many good items for sale. If you have items that you would like to sell, get your reservation for tables into me as soon as possible. If you have items that you would like to donate, we will have a "Club" table; so bring those items in before 9:00 AM. A copy of the "flyer" follows which contains the pertinent information.

Last year, we had a good turnout of volunteers to help with the setup. We will start at 7:00 AM, on Saturday, November 12, and expect to have the tables in place by 7:30 AM. The grill should be going by 7:30 or 8:00 A.M. Coffee will be available along with breakfast hot items. For those who are there for the setup, there will be no entry fee and you will have first chance to buy those items that you cannot do without.

We are always shorthanded for the reset of the tables to the original position. We will start the reset at about 1:00 PM; so stay for that activity or stop by to help out.

See Swap Meet flyer on next page.

Joe Woods,
2016 Swap Meet Coordinator
jwoods41@aol.com



Lexington Model Airplane Club **16th Annual Swap Meet**

Saturday, Nov. 12, 2016

9AM to 1 PM, Setup at 8 AM

JackPot Bingo Hall with many tables

1230 Eastland Drive, Lower level by water tower

Lexington, KY 40505

Admission \$5 – Ladies and Children under 12 Free

Hot Breakfast and Lunch

Raffle Item to be presented during the meet

Tickets \$1, 6 for \$5, 15 for \$10

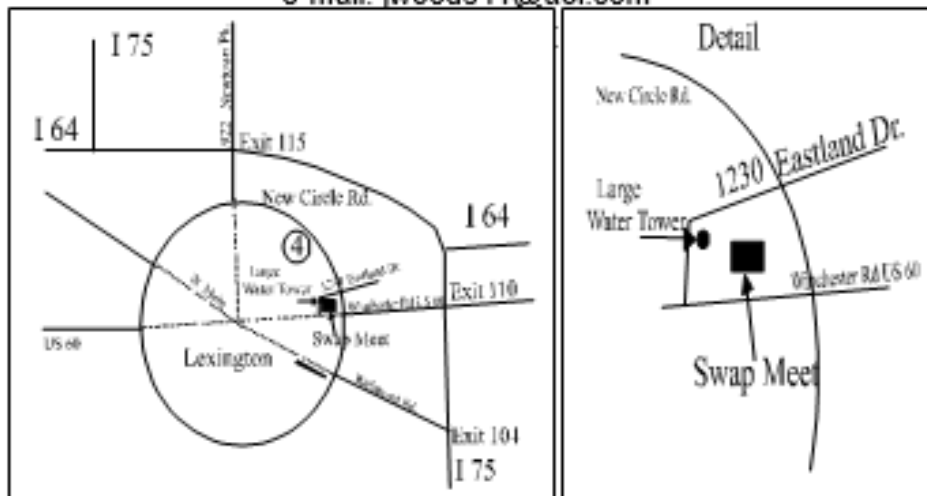
Door Prizes throughout the Meet

Tables \$12 in advance, 2nd+ \$10, \$15 day of meet

To reserve tables contact:

Joe Woods (859) 272-1808

e-mail: jwoods41@aol.com



For Sale - Electric Sailplane

For Sale

2.9 meter wing span Mystique motorized sail plane by E-Flite

Includes following equipment:

60amp pro e-flite esc

BL 25 power 870kv brushless

4 Spektrum 7020 wing servos - 2 aileron and 2 flaps

2 Spektrum A4020 mg micro servos - rudder and elevator.

2 new 3300 ma lipo's

Folding prop and spinner

All brand new never flown.....\$400

\$450..... if you want AR 9000 receiver

Contact: Greg Cowen

planesrock4@gmail.com





SIRCM SWAP MEET

Southern Indiana



R/C Modelers



SOUTHERN INDIANA R/C MODELERS 23RD ANNAL SWAP MEET

When

Saturday November 19, 2016

Where

**St Mary's of the Knobs Catholic Church
Church Gymnasium
5719 St Mary's Road
Floyds Knobs, IN 47119
9:00 am until 1:00pm**

Dealers will be admitted at 8:00am. Buyers at 9:00am

\$5.00 Admission

Tables \$12 advanced reservation. \$15 day of show

Refreshments - Raffle

**For more information call
Gary Cook, CD 812-967-3063
email: garyandcindy@wrtc.net
sanction #16/1790**

Directions:

- From I-65 or from I-64 take I-265 to the State Street Exit. At the bottom of the ramp (either one) turn right onto State Street.
- State Street becomes Paoli Pike. Continue up the hill and at the traffic light turn right onto Scottsville Road.
- At the 4-way stop sign, turn right onto St. Mary's Road.
- At the fork in the road stay to your right and continue on St. Mary's Road. A creek will be on your right.
- At the bridge, turn right, cross the creek and continue on St. Mary's Road.
- St. Mary's Church will be on the left. You can also enter the church property from Martin Road. - Follow the signs to the gymnasium.

SKYLINERS 27th ANNUAL SWAP MEET

RC & CL PLANES, ENGINES AND HARDWARE
TRAINS, BOATS AND OTHER MODEL INTERESTS

→ NO FOOD ON SITE ←

50 / 50 Raffle

→ **Shotgun Raffle** ←

→ DOOR PRIZES ←

SATURDAY, JANUARY 28th 2017

Clark County 4 – H Building

9608 Highway 62

Charlestown, Indiana 47111

9:30am until 2:00pm

PUBLIC ADDMISSION: \$5.00

DEALERS will be admitted at 8:30 am; ALL others will be at 9:30 am

DEALER FEES:

First 8 foot table - \$12.00 (with one admission)

Each additional 8 foot table - \$7.00 (with no extra admission)

First 6 foot table - \$10.00 (with one admission)

Each additional 6 foot table - \$5.00 (with no extra admission)

(Tables will be limited to allow adequate walking space)

FOR TABLES or INFORMATION CALL:

Mike Stinson 502-386-4446

dc8driver@hotmail.com

Floor Plan available on the "SKYLINERS" web site - <http://www.skyliners.us>

From Indianapolis

Take I-65 South towards Sellersburg, IN 47172

Interstate 65 Exit 9

Turn left onto IN 31

Turn right on IN 403

Turn right on IN-62 W to

Clark County 4-H Fairgrounds

Charlestown, IN 47111

From Louisville

Take I-65 N then IN-265 E to IN-62 E/E 10th St/Ohio River Scenic Byway in Utica.

Take exit 10B from IN-265 E/IN-62 E

14 min (11.1 mi)

Follow IN-62/Ohio River Scenic Byway to your destination in Charlestown

7 min (5.3 mi)

Clark County 4-H Fairgrounds

GPS Coordinates 38.413595, -85.671613

2016 Calendar of Events

(Email Bob Cooper to add event dates)



Lexington Model Airplane Club (LMAC)

Numb Thumb Fly.....	Jan 1, 2016
Vintage Radio Control Society Fly-in.....	May 26-27, 2016
LMAC Club Picnic & Fun Fly.....	July 16, 2016
Kentucky Fall Classic Fly-in.....	Sept 15-18, 2016
LMAC Swap Meet.....	Nov 12, 2016



Central Kentucky Float Fly (CKFF)

Charity Float Fly-in Event	May 28, 2016
Brown Bag Float Fly-in Event	Sept 3, 2016

Clark County R/C Barnstormers

Annual Membership Meeting.....	March 5, 2016
Spring Indoor Fun fly.....	April 9, 2016
Glider/Sailplane Fun Fly.....	May 21, 2016
Harold Brown Memorial Fly In.....	June 11, 2016
Brown Bag Fall Fun Fly.....	Oct 1, 2016
Fall Indoor Fly In.....	Nov 5, 2016



Next LMAC Club Meeting:
Thursday, November 10th at 7:00 PM

Meeting Location:
Northside Branch of Lexington Public Library
1733 Russell Cave Rd, Lexington, KY

Visitors are Welcome !!

2016 Club Officers

President	- Gayle Yarnell	(859) 707-1697	yarnellg@roadrunner.com
Vice President	- Dan Thompson		wb4guk@aol.com
Secretary	- Mickey Breunig		mbreunig@windstream.net
Treasurer	- Carroll Ware		carroll.ware@gmail.com
Safety Officer	- Jesse Harris		harrisj1206@gmail.com
Senior Advisor	- Curtis Adams		cadams5420@windstream.net
Editor	- Bob Cooper		robert.cooperj@gmail.com
Training Coord.	- Gary Hyde		g_hyde@hotmail.com

**Thanks to Coyote Hobbies for their support to
the Lexington Model Airplane Club**



Coyote Hobbies
Eastland Shopping Center
1301 Winchester Rd. Suite 121,
Lexington, KY 40509
(859) 253-9330
www.coyotehobbies.com



We are Lexington's only family-owned brick and mortar hobby shop! Our primary focus is on remote control vehicles of all types. We offer service and parts for airplanes, helicopters, cars, trucks, drones, as well as 1/24 drag slot cars. All of our staff participates directly in the hobby in some form or fashion. Come see us for all your R/C hobby needs.