



The President's Corner

by Gayle Yarnell, President - LMAC



August has been a good month for flying and a good month for the club. As we look back at the past month our August meeting was held on the 11th and as usual followed our cook out style meeting format with burgers and hot dogs before the meeting then into the business portion of the meeting and concluding with the Big Blue Plane of the Month Award. Everyone who attended had a good time and enjoyed the meeting.

Tuesdays continue to be the most active days at the field with plenty of flying by the Old Timers morning group (which I am a part of) and the regulars that like to come out on Tuesdays to fly.

As we look forward to September we can expect a lot of activity, as we have two events this month. Our first event will be the September Club meeting on Sept. 8th at the LMAC flying Field, second will be our Fall Classic on the 15th 16th 17th and 18th, a four day event this year. I am hoping for a good turn out for our September meeting as we will be discussing preparations for the Classic event so come out and join in. We would also like all of our members to come out to the events and take part in our great hobby and support the club.

In closing I would like to wish everyone a safe and enjoyable September, hope to see you soon.

Hope to see you there. Stay Safe.

Gayle Yarnell

President - Lexington Model Airplane Club

859-707-1697 yarnellg@roadrunner.com



Minutes of August 11th, 2016 Club Meeting

by Mickey Breunig, Secretary

The club meeting was held on August 11th, 2016 at the LMAC airfield, 4200 Hedger Lane, Lexington, KY. Lexington, KY.

The meeting was brought to order at 7:12 by Gayle Yarnell.

--- Motion to approve the minutes from the July meeting was made by Gayle Yarnell, 2nd by Dan Thompson, and approved by vote.

--- The Treasurers Report was read by Carroll Ware. Gayle Yarnell made the motion to accept the report. The motion was 2nd by Carroll Ware and approved by vote.

--- Safety Report - Due to an incident at the field, it was reminded for everyone to set the failsafe on our planes. See your manual on how to set the failsafe.

--- Inventing Flight Report - There were 12 Children from the YMCA Summer Camp that attended the Inventing Flight Program.

Old Business We had approximately 30 pilots at the club picnic and 65 people for lunch. The picnic was a great success due to a Bob Cooper's organization as well as support from volunteer club members.

New Business

--- We have received an estimate from Salvador for the Asphalt repair. The motion was made by Gayle Yarnell to approve the Board of Directors to make the final decision on the runway repair. The motion was 2nd by Sylvester Hale and approved by vote.

--- There was a Drone demonstration for the UK student group of a very small, camera equipped drone.

--- A review of the preparations for the fall classic was given by Mickey Breunig and Carroll Ware.

The motion was made by Gayle Yarnell to adjourn at 8:05

The next meeting will be at 7:00 pm, Thursday, September 8th, 2016 at the LMAC airfield, 4200 Hedger Lane, Lexington, KY.



Treasurer's Report

by Carroll Ware, Treasurer



Reminder, it is time to pay club dues. Please go to the LMAC website (click on this link www.lmacky.org/membership) and print out the LMAC Membership application form. Then, mail the completed form with check and your old 2015 gate key to the Club Treasurer. Or you can submit your form, check and gate key at the club meetings.

Gate keys are optional. Any member who would like to have an airfield gate key can include a \$5.00 (one-time fee) key deposit with your Club dues payment to the Club Treasurer, Carroll Ware, 3713 Haley Rd, Lexington KY 40516. (carroll.ware@gmail.com) You must exchange your old 2015 key for new 2016 key at no additional cost.

Educational Savings Account Report \$621.49

Funds provided to LMAC by the Lex. City Council for use in Fayette County School programs.

Income and Expense Report

Date	Num	Transaction	Payment	C	Deposit	Balance
8/2/2016	EFT	By-pass Rental cat: Utilities:Portable Restrox	179.20			15,647.46
8/10/2016	EFT	K.U. cat: Utilities:Gas & Electric	38.16			15,609.30
8/11/2016	debit	Budget Dumpster cat: Dumpster For Fall Class	309.00			15,300.30
8/16/2016	debit	Wal-Mart cat: FOOD For Meeting	41.84			15,258.46
8/16/2016	2436	B.T.A. Lawn Care cat: Cutting Grass memo: June & July Mowing	990.00			14,268.46





Model of the Month


Sylvester Hale won the Coyote Hobbies *Model of the Month* award with his WWII Japanese Mitsubishi Zero model. This second hand ARF was masterfully rebuilt and repainted with Rustoleum paint using colors of the era and new graphics. This beautiful 70 inch wingspan scale model is powered by an OS-91 two stroke glow engine. The electric retractable landing gear look great as they easily carry this 10 pound scale model. Sylvester's many of years of modelling experience and fine craftsmanship is clearly evident in every aspect of this impressive model. Nice job, Sylvester !!

Congratulations to Sylvester with his winning entry for the Coyote Hobbies gift card !!



Blast from the Past

by David Price



This series of articles will present advertisements from vintage modeling magazines. The intent is to illustrate technological advances that have taken place in our hobby. For some, it will bring back memories, for newcomers it will present a piece of history of radio control model aviation.

Here is an advertisement for the Hobby Lobby catalog from the August 1966 issue of Radio Control Modeler (RCM). I love this cover, with the poor sap's buddy laughing his head off.

Hobby Lobby changed its name to Hobby Express and they are still located in Nashville. This is the place to get the famous Telemaster airplane. Their web site is:

<http://www.hobbyexpress.com/>

**48 pages of outstanding buys
in R/C equipment!**

SEND FOR OUR COMPLETE CATALOG

The image shows the cover of a catalog titled "HOBBY LOBBY INTERNATIONAL RADIO CONTROL FLYING FUN CATALOGUE". It features a black and white photograph of two men standing next to a model airplane on a grassy field. The text on the cover includes "1966 EDITION" and "50c".

**SEND 50¢ TO COVER COST OF
HANDLING AND POSTAGE TO:**

HOBBY LOBBY INTERNATIONAL

2604 FRANKLIN ROAD (RC) NASHVILLE, TENN.
Area Code 615-297-9127

Store hours 10 A.M.-6 P.M.
except Sunday

New Pulse Transmitter Overview

by Dan Thompson



Back in the 1960's radio control was still in its infancy. A lot of pilots used 1, 2 and three channel pulse proportional transmitters. These transmitters were made by such manufacturers as Controlaire, World Engine, Minx, Airtrol and ACE. Of course there were many others as this list is not inclusive.

Many different brands of receivers were used as well as super regenerative and super heterodyne models. Most of these were on the 27 MHz citizens band.

Many of the pilots that grew up in the 60's with this type of equipment would like to revert to that day but with the reliability of today's transmission methods.

The purpose of this conversion is to give new life to the old format transmitters with today's reliability. This conversion used an old Futaba FP-T3S but most any carcass could be used. Only the case and stick assembly are used from the old transmitter.

Since there are many variables depending on the old transmitter case chosen, this is not a detailed kit build. The manuals are how I did mine.

This transmitter uses a microprocessor encoder to emulate old technology for generating a signal that varies in frequency, pulse width and pulse rate.

A 4K Microchip processor was used as the encoder and this complete computer is in a 14 pin module which contains a 10 bit analog to digital converter.

This chip has a built in timers that can be used in many ways. Timer 1 used to generate the audio tone that is transmitted. The software checks the stick pots and turns this tone on or off to generate the pulse that is relayed to the receiver.

This encoder allows 9 different plane programs and each one can be named. The pulse rate, width and tone frequency can be different for each plane. It can accommodate Galloping Ghost as well as high rate pulse. Two audio tones are allowed at 800 and 1200 Hz. Number 9 is a special push button single channel operation. See the operators manual for a explanation.

The RF section of the transmitter is the ACE AM deck from Silver 7, MicroPro8000 or other ACE transmitters. I have one transmitter on 27 MHz and one on 53 MHz using these decks. Old Proline decks would probably work also since the RF portion is the same as the ACE deck.

(continued on next page)

(continued from previous page)

What receivers can be used with this transmitter? Old receivers can be used with this transmitter since it transmits exactly the same signal as the old transmitters that were made by Controilaire, Minx and others. However, more reliable receivers can be used.

Thanks to Jean-Marie Piednoir. His development of how to convert an AM digital receiver to decode a tone pulse width/rate system is much appreciated. More will be explained in the pulse receiver conversion manual about these receivers and how to convert them for this use.

The HP RF-2 on 27 MHz and ACE Pro810 on 53 MHz will be covered. For more information visit website


<https://sites.google.com/site/stoneagerc/pulsetx> and download the operators and build manual for the transmitter.

Future articles will include the receiver modifications, a new decoder and two modified throttle servos for pulse.

Picture 1 is the front view of the Futaba FP-T3S case with the addition of the throttle switches. The old throttle control slot was covered. For battery voltage the meter was retained.

Picture 2 is the top of the case showing the addition of the LCD and the programming push button. The original Futaba antenna was used.

Picture 3 shows the internals. In the upper left, the 3D printed LCD mount is shown in orange. To the right of center is the 3D printed encoder PCB tray in white. This PCB is the entire encoder with the PIC microprocessor. Under the black LCD connector is the ACE RF deck. The orange rectangle on the transmitter bottom is a 3S1P LIFE P04 battery of 1500 Ma.



CKFF Brown Bag Float Fly - Report

by Bob Cooper



The Annual Brown Bag Float Fly sponsored by the Central KY Float Fly Club (CKFF) on Saturday, September 3 had abundant clear skies and cool breezes which were ideal for flying model airplanes off the gigantic 30 acre WMU lake in Winchester.



Kentucky Fall Classic 2016

September 15 - 18

Sponsored by the Lexington Model Airplane Club



The Lexington Model Airplane Club would like to invite you to attend the 12th annual Kentucky Fall Classic Fly-in. This event features a laid back atmosphere, great hospitality, great food, friendship and fun. This year we will be adding Sunday to the event giving us a fourth day of flying.

Again this year a portion of the proceeds will go to a local charity. Thanks to your help last year a total of \$1500.00 was donated to Cardinal Hill Rehabilitation Hospital and Kids Cancer Alliance.

Location: Lexington Model Airplane Club, 4200 Hedger Lane, Lexington KY

Time: Day break until Dark. Flying before 9 am and after 4 pm will be open flying. Minimum wing spans apply, 80 inch mono plane, 60 inch bi-plane, true quarter scale or larger. Exception - Open flying on Thursday and Sunday.

Landing Fee: donation to charity of LMAC's choosing. LMAC is a 501 C3 organization. All donations are tax deductible. Tax documents can be provided if you would like to make a sizable donation.

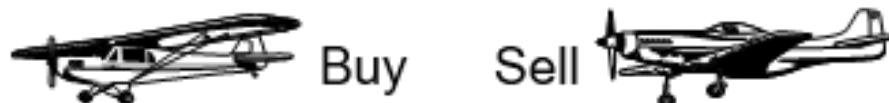
We have eight 30 amp camper hookups available (electric only) \$10.00 per day or \$25.00 for 3 days. These are first come first serve. There is also room for primitive camping.

Pilots Dinner on Friday night - \$12.00 per person

The field features a 50 x 700 foot paved runway with a 50 x 700 foot grass running parallel to the pavement. A large overfly areas allows plenty of room for low passes and speed runs.

The field is located east of Lexington just off of I-64. From Lexington, take I-64 East to the Bluegrass Station exit (exit 87), proceed toward Bluegrass Station to Rockwell Road (1st road on the right), turn onto Rockwell Road and go about 1 mile to Hedger Lane. Go through the gates and follow this road for approximately 1 mile to the Lexington Model Airplane Facility

For additional information see our website at: www.lmacky.org or call Curtis Adams 859-421-0421 or email cadams5420@gmail.com. You may also contact Mickey Breunig at: 859-753-4999 or mbreunig@windstream.net or Sylvester Hale at: 859-2930998 or orslyhalejr@aol.com



Lexington Model Airplane Club **16th Annual Swap Meet**

Saturday, Nov. 12, 2016

9AM to 1 PM, Setup at 8 AM

JackPot Bingo Hall with many tables

1230 Eastland Drive, Lower level by water tower

Lexington, KY 40505

Admission \$5 – Ladies and Children under 12 Free

Hot Breakfast and Lunch

Raffle Item to be presented during the meet

Tickets \$1, 6 for \$5, 15 for \$10

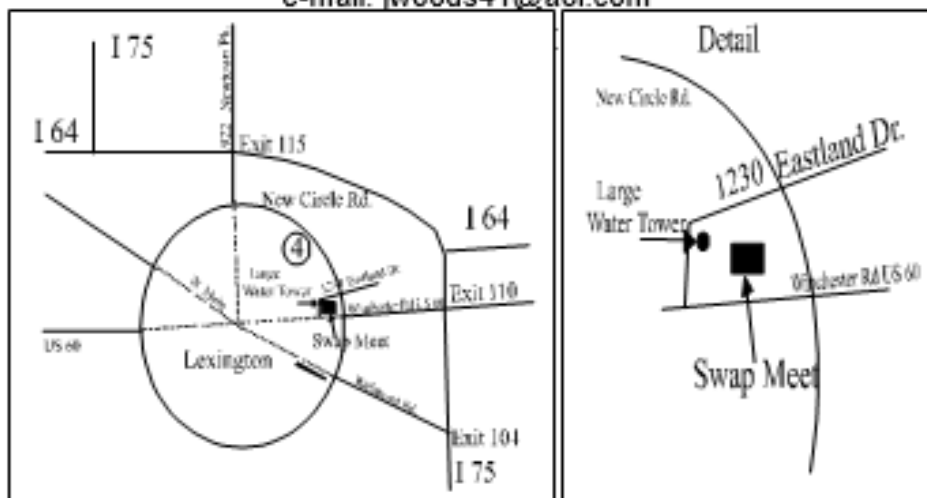
Door Prizes throughout the Meet

Tables \$12 in advance, 2nd+ \$10, \$15 day of meet

To reserve tables contact:

Joe Woods (859) 272-1808

e-mail: jwoods41@aol.com



2016 Calendar of Events

(Email Bob Cooper to add event dates)



Lexington Model Airplane Club (LMAC)

Numb Thumb Fly.....	Jan 1, 2016
Vintage Radio Control Society Fly-in.....	May 26-27, 2016
LMAC Club Picnic & Fun Fly.....	July 16, 2016
Thomson-Hood VA Center, Wilmore, KY	TBD
Coyote Hobbies Fun Fly.....	TBD
LMAC Helicopter Fly-In.....	Sept 10-11, 2016
Kentucky Fall Classic Fly-in.....	Sept 15-18, 2016
LMAC Swap Meet.....	Nov 12, 2016



Central Kentucky Float Fly (CKFF)

Charity Float Fly-in Event	May 28, 2016
Brown Bag Float Fly-in Event	Sept 3, 2016

Clark County R/C Barnstormers

Annual Membership Meeting.....	March 5, 2016
Spring Indoor Fun fly.....	April 9, 2016
Glider/Sailplane Fun Fly.....	May 21, 2016
Harold Brown Memorial Fly In.....	June 11, 2016
Brown Bag Fall Fun Fly.....	Oct 1, 2016
Fall Indoor Fly In.....	Nov 5, 2016



Somerset Model Airplane Club - Warbirds Fly-in.... TBD

Aeromodelers of Southern Indiana

Fall City Warbirds Fun Fly, Rosewood, IN.....	July 2-3, 2016
---	----------------

BalsaBusters Model Airplane Club, Berea, KY

Balsa Busters Helicopter & Fun Fly	TBD
Balsa Busters Club Campout and Night Fly.....	TBD
Balsa Busters Big Balsa Bust 2015	TBD

Next LMAC Club Meeting:
Thursday, September 8th at 7:00 PM

Grilled Burgers & Hot Dogs at 6:30 PM

Meeting Location:
LMAC Airfield,
4200 Hedger Lane, Lexington, KY

Visitors are Welcome !!

2016 Club Officers

President	- Gayle Yarnell	(859) 707-1697	yarnellg@roadrunner.com
Vice President	- Dan Thompson		wb4guk@aol.com
Secretary	- Mickey Breunig		mbreunig@windstream.net
Treasurer	- Carroll Ware		carroll.ware@gmail.com
Safety Officer	- Jesse Harris		harrisj1206@gmail.com
Senior Advisor	- Curtis Adams		cadams5420@windstream.net
Editor	- Bob Cooper		robert.cooperj@gmail.com
Training Coord.	- Gary Hyde		g_hyde@hotmail.com

**Thanks to Coyote Hobbies for their support to
the Lexington Model Airplane Club**



Coyote Hobbies
Eastland Shopping Center
1301 Winchester Rd. Suite 121,
Lexington, KY 40509
(859) 253-9330
www.coyotehobbies.com



We are Lexington's only family owned brick and mortar hobby shop! Our primary focus is on remote control vehicles of all types. We offer service and parts for airplanes, helicopters, cars, trucks, drones, as well as 1/24 drag slot cars. All of our staff participates directly in the hobby in some form or fashion. Come see us for all your R/C hobby needs.